

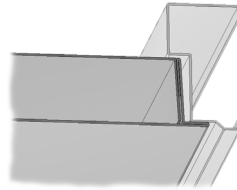


EXTERNAL STEEL DOOR "FDA"

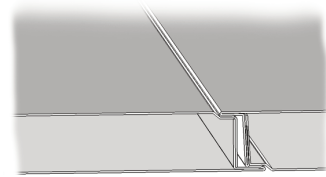


DOOR LEAF

- Thickness:** 48mm
- Material:** 1.2mm corrosion resistant Zintec/Aluzinc sheets as standard, wide variety of colours and finishes available. Also Stainless Steel.
- Infill:** Self supporting resin-impregnated honeycomb core as standard. Optionally Mineral Wool or Solid Timber.
- Construction:** Doorblade manufactured from two 1.2mm sheets lockformed together, by bonding two steel skins around a rigid core, using a no-weld construction.
Flush Astragal to protect meeting style as standard on all doors.
Note: Stock doors are fitted with a universal lock which can be replaced with a blanking plate.



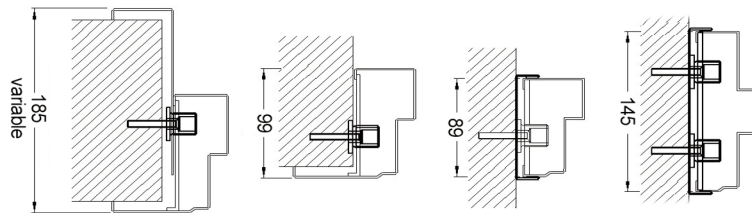
Detail of Flush Astragal



Astragal detail with Double Doors

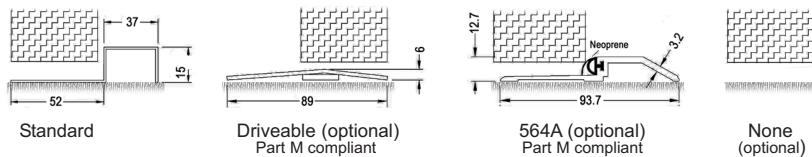
DOOR FRAME

- Construction:** Folded from 1.6mm Zintec/Aluzinc.
Screw and tab construction with 4no. adjustable fixing feet per jamb, variable sub-frame supplied as standard to accommodate site tolerance of -0/+30mm.
The frame is fitted with 4no. Dog-bolt hinges as standard.



THRESHOLD

- Standard:** 15mm rebated threshold
- Optional:** 5mm driveable (DDA compliant).
12.5mm 564A Aluminium (DDA compliant).



FINISHES

- Standard:** Pre-primed steel (approximating to BS10A05 Goosewing Grey) requiring site painting.
- Optional:** Polyester Powder Coating from standard colour range.
PVC laminate from standard range.
Woodgrain PVC laminate.
Stainless steel, brushed, polished or patterned.

SIZES

- Size:** Doors are custom manufactured in 10mm increments for single openings 690mm to 1390mm and double openings 1290mm to 2600mm, at heights up to 2900mm.
- Stock:** Stock sizes are held in 50mm increments for single openings 690mm to 1390mm and double openings 1290mm to 2600mm, at a standard height of 2100mm.
Contact the Sales office for special configurations and finishes.

