
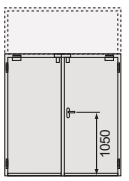
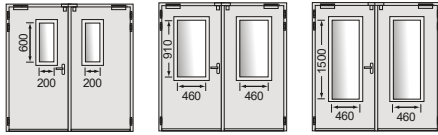
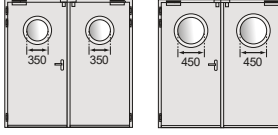



# Technical data NovoPorta Premio EI<sub>2</sub> 30 fire-resistant door

Resistance class/ Type designation		NovoPorta Premio EI <sub>2</sub> 30-1 1 leaf	NovoPorta Premio EI <sub>2</sub> 30-2 2 leaves
Models			
Classified dimensions	Coordinating size (BRM) (clear passage dimensions (CP))	Width min. – max.	500-1,375 (416-1,291)
		Height min. – max.	715-2,500 (673-2,458)
	with top panel	Max. height	3,500
	of which: door	Max. height	2,500
	Smokeproof door with top panel	Max. BRM	3,500
Door leaf	Thickness, approx.		64
	Sheet thickness, approx.		1.0 (optionally 1.5)
	Active leaf	Width min. – max.	–
	Inactive leaf	Width min. – max.	–
	Type of opening (see drawing on page 24)		Left or right
Walls	Masonry		≥ 115
	Concrete		≥ 100
	Foam mortar block/ Precision blocks		≥ 150
	Reinforced foam mortar wall boards		≥ 150
	Fire resistant light weight plasterboard faced steel stud partition, at least classified as EI 30		≥ 100
	Fire resistant light weight plasterboard faced wood stud partition, classified at least as EI 30		≥ 100
	Cladded steel supports/ beams, min R 30 classified, or cladded timber supports/ beams, min R 30 classified		•
Versions	Heat insulated, full leaf, all sill models (Ud per door unit W/(m <sup>2</sup> k))		1,5
	Fire resistance – tested to EN 1634–1		•
	With fire-resistant glazing <sup>1)</sup>		•
	Also with smoke protection		•
	Also soundproof (with lowerable floor seal, without glass, lab values as per EN ISO 717-1)		Approx. 40 dB R <sub>W,P</sub>
	Also burglar resistant as per EN 1627 (full leaf, tested on both sides) <sup>2)</sup>		RC2/ RC3
	Also with Novoferm design finish	Max. BRM (Clear passage dim.)	1,250 x 2,250 (1,166 x 2,208)
F30 glazing	Rectangular standard-compliant glazing with visibly bolted glass retaining strips, standard galvanized and primed with powder coating (RAL 9016), optionally available with additional cover profiles (without visible fastening) in stainless steel. Minimum frieze widths on 3 sides > 150 mm, on the lock side and on the centre rebate of the inactive leaf > 180 mm.		
	Round standard-compliant glazing Glass retaining strips and minimum frieze widths/ frieze widths as for rectangular standard-compliant glazing.		
	Special glazing, optional, from 150 x 150 mm to 849 x 2,134 mm. Glass retaining strips and minimum frieze widths/ frieze widths as for rectangular standard-compliant glazing.		
Certification in line with the EN 16034 or ETA 17/0443		CE	CE

• possible – not possible BRM = Coordinating size RAM = Outer frame dimension CP = Clear passage dimensions All dimensions in mm

1) Glass for indoor use only (protect against UV light and direct halogen radiation). Glass can only be used within a temperature range of –20 to +45°C. Sketches only apply for door size 1000 x 2000 mm / All glazing dimensions refer to the clear look-through per glass. 2) Not classified for versions with top panels.