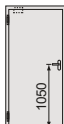
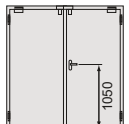

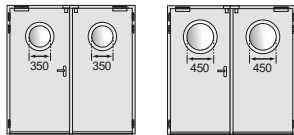



# Technical data NovoPorta Premio EI<sub>2</sub> 90 fire-resistant door

Resistance class/ Type designation		NovoPorta Premio EI <sub>2</sub> 90-1 1 leaf	NovoPorta Premio EI <sub>2</sub> 90-2 2 leaves	
Models				
Classified dimensions	Coordinating size (BRM) (clear passage dimensions (CP))	Width min. – max.	500-1,375 (416-1,291)	
		Height min. – max.	715-2,500 (673-2,458)	
	with top panel	Max. height	–	
	of which: door	Max. height	–	
	Smokeproof door with top panel	Max. BRM	–	
Door leaf	Thickness, approx.		64	
	Sheet thickness, approx.		1.0 (optionally 1.5)	
	Active leaf	Width min. – max.	–	
	Inactive leaf	Width min. – max.	665-1,228	
	Type of opening (see drawings on page 26)		Left or right	Active leaf left or right
Walls	Masonry		≥ 175	
	Concrete		≥ 140	
	Foam mortar block/ Precision blocks		≥ 175	
	Reinforced foam mortar wall boards		≥ 175	
	Fire resistant light weight plasterboard faced steel stud partition, classified at least as EI 90		≥ 100	
	Cladded steel supports/ beams, classified at least as R 90		•	
Versions	Heat insulated, full leaf, all sill models (Ud per door unit W/(m <sup>2</sup> k))		1,7	
	Fireproof – tested to EN 1634–1		•	
	With fire-resistant glazing <sup>1)</sup>		•	
	Also with smoke protection		•	
	Also soundproof (with lowerable floor seal, without glass, lab values as per EN ISO 717-1)		Approx. 39 dB R <sub>WP</sub>	Approx. 39 dB R <sub>WP</sub>
	Also burglar resistant as per EN 1627 (full leaf, tested on both sides) <sup>2)</sup>		RC2/ RC3	RC2/ RC3
	Also with Novoferm design finish	Max. BRM (clear passage dim.)	1,250 x 2,250 (1,166 x 2,208)	2,500 x 2,250 (2,416 x 2,208) (max. leaf width 1,250)
F90 glazing	Rectangular standard-compliant glazing with visibly bolted glass retaining strips, standard galvanized and primed with powder coating (RAL 9016), optionally available with additional cover profiles (without visible fastening) in stainless steel. Frieze widths at the top and on the hinge side > 200 mm, on the lock side and on the centre rebate of the inactive leaf > 220 mm, pedestal height > 300 mm.			
	Round standard-compliant glazing Glass retaining strips and minimum frieze widths/ frieze widths as for rectangular standard-compliant glazing.			
	Special glazing, optional, from 150 x 150 mm to 460 x 1,500 mm Glass retaining strips and minimum frieze widths/ frieze widths as for rectangular standard-compliant glazing.			
Certification in line with the EN 16034 (exterior use under development) or ETA 17/0443		CE	CE	

• possible – not possible BRM = Coordinating size RAM = Outer frame dimension CP = Clear passage dimensions All dimensions in mm

1) Glass for indoor use only (protect against UV light and direct halogen radiation). Glass can only be used within a temperature range of –20 to +45°C. Sketches only apply for door size 1000 x 2000 mm / All glazing dimensions refer to the clear look-through per glass.

2) Not classified for versions with top panels.